

# Welcome to Summit 2020!



## Attendee Webinar

# Questions We'll Answer – “How Do I ...”

- ...access the Virtual Summit?
- ...attend Workshops, Keynotes, and other events/information?
- ...ask questions during a workshop?
- ...get the most out of the virtual workshops?
- ...“visit” Exhibitors and Vendors?
- ...get PD Registry (POAS) and/or Act 48 credits?
- ...get help if I need it?
- ...access recordings after the Summit?



## ... access the Virtual Summit ...

Thursday, Oct. 15th, you received an email from [info@earlychildhoodsummit.org](mailto:info@earlychildhoodsummit.org), which included your personal access link.

**“Subject line: Your ECE Summit Link Is Here!”**

When you click on the link in your email, you will be taken to the landing page:

You will use this same link to access Summit for all of the days you are registered.



## ... access the Virtual Summit ...

What if I did not receive the email?

- Look in junk email
- Add [info@earlychildhoodsummit.org](mailto:info@earlychildhoodsummit.org) to your contact address book
- Contact [info@earlychildhoodsummit.org](mailto:info@earlychildhoodsummit.org)



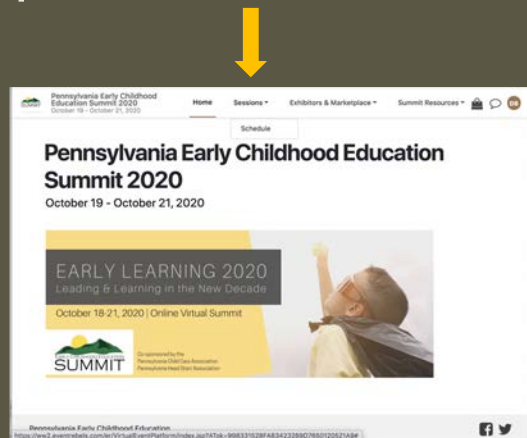
## Your personal Summit landing page ...

- Home
- Sessions
- Exhibitors & Marketplace
- Summit Resources
- Tote Bag
- Chat



## ... attend Workshops ...

From your landing page, click on **“Sessions”** and then **“Schedule”** at the top of the page

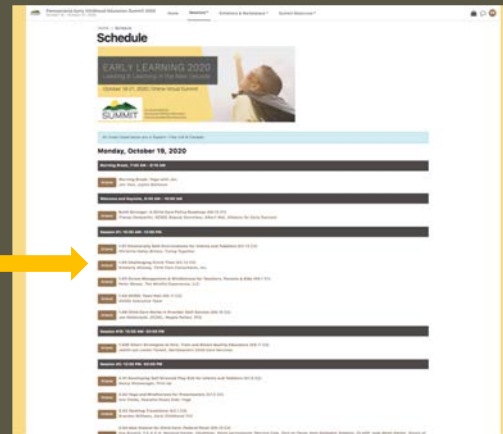


## ... attend Workshops ...

Your schedule will look like this, and will include all of the events for each day for which you are registered

Find the workshop you want to join and click on **“Attend”**

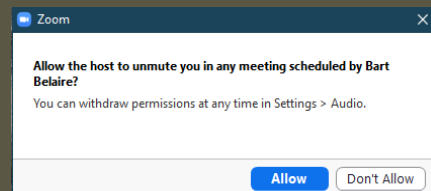
**Attend** **1.02 Challenging Circle Time (K2.14 C2)**  
*Kimberly Alloway, Child Care Consultants, Inc.*



## ... attend Workshops ...

- You will be in a **“Waiting Room”** when you join a Workshop. The Presenter or Moderator will admit Participants to the Meeting.

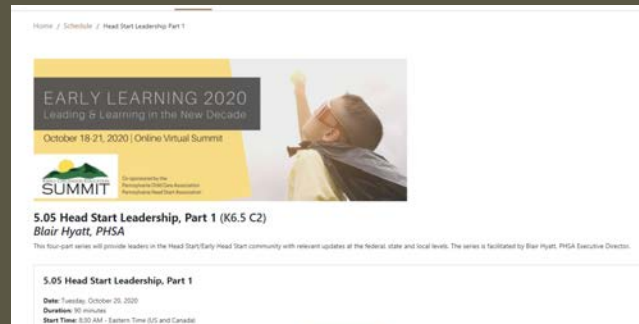
You will receive a message similar to the one on the right as you enter. If you select **“Allow,”** Presenters or Moderators will be able to unmute you to share or ask a question. If you **“Don’t allow,”** you will not be able to be unmuted.



## ... attend Workshops ...

If you find you have joined a workshop that isn't a good fit, you can leave the meeting, return to your Schedule, and select a different workshop.

Click the **"LEAVE"** button



## ... Keynotes ...

Join Keynotes the same way you join Workshops – click on **"Attend"** next to the title in your schedule, then click on **"Join Webinar"**



## ... Monday Keynotes ...



**Tracey Campanini**

Deputy Secretary, Office of Child Development & Early Learning, PA  
Departments of Education & Human Services



**Albert Wat**

Senior Policy Director  
Alliance For Early Success  
*Build Stronger: A Child Care Policy Roadmap*

## ... Keynotes ...

On Tuesday, "Teacher Tom" will inspire us with his insights on children and play in the time of COVID-19.



On Wednesday, poet-activist Carla Christopher Wilson from York will help us take on the difficult by timely topic of racism and trauma in young children.

## ... and other Events/Information ...

Daily Yoga Breaks!

Legislative Champions Awards - Monday Evening

Register at <https://bit.ly/3iV66hL>

Connect & Share - Tuesday Evening



## ... and other Events/Information

The Summit Program you have come to love is available as a flipbook for you to view online or to download.

It is full of useful information. It is available under the **“Summit Resources”** tab of your landing page



## ...ask questions during a workshop ...



Type into Chat

## ... get the most out of virtual workshops ...



- Be mindful of background noise - When your microphone is not muted, avoid activities that could create additional noise, such as shuffling papers.
- Position your camera properly - If you use a web camera, be sure it is in a stable position and focused at eye level, if possible. Doing so helps create a more direct sense of engagement with other participants.
- Limit distractions - Make it easier to focus on the meeting by turning off notifications, closing or minimizing running apps, and muting your smartphone.
- Avoid multi-tasking - You'll retain the information better if you refrain from replying to emails or text messages during the meeting and wait to work on that PowerPoint presentation until after the meeting ends. 😊



# ... "visit" Exhibitors and Marketplace Vendors ...

The image shows two screenshots from the Pennsylvania Early Childhood Education Summit 2020 website. The left screenshot displays the 'Exhibit Hall & Marketplace' grid, which is a grid of colored squares representing different booths. The right screenshot shows the 'Exhibitor/Vendor List' page, which lists various vendors such as Kaplan Early Learning Company and Lakeshore Learning Materials, along with their booth numbers and descriptions.

# ... "visit" Exhibitors and Marketplace Vendors

Connect with Reps!

On-Demand Videos!

Shop Online!

Win Prizes!

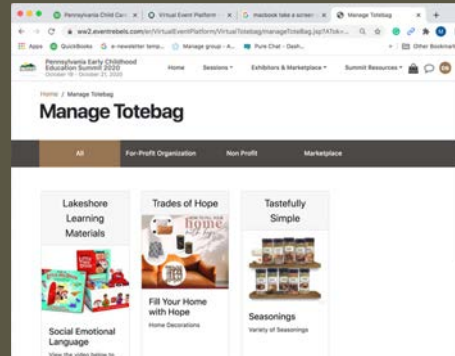
View Live Presentations!

Collect information for your Totebag!

The image is a collage of screenshots from the summit website with arrows pointing to various features. 'Connect with Reps!' points to a Wilkes University profile. 'On-Demand Videos!' points to a Lakeshore Learning Materials video. 'Shop Online!' points to a Pampers Chef product page. 'Win Prizes!' points to a contest announcement. 'View Live Presentations!' points to a live zoom schedule. 'Collect information for your Totebag!' points to a registration form.

## ...“visit” Exhibitors and Marketplace Vendors ...

You can collect materials and resources from the vendors and save them in your tote bag.



## ... prizes, prizes, prizes

At the face-to-face Summit we use the *“Passport to Prizes”* to encourage attendees to visit vendors and win prizes.

For this year’s virtual Summit -- we are **“Puzzled”**. A puzzle will be placed in each attendee’s tote bag. The answers to the questions can be found by visiting Summit exhibitors’ virtual booths.

Completed puzzles will be returned to Summit staff. We will conduct a virtual drawing to award prizes.



# .... get the PD credits I need ...

In order to receive credits you must:

- Request PQAS/PD Registry and/or Act 48 in your Summit Registration form
- View AT LEAST 75 minutes of a 90 minute workshop.
- Complete an evaluation survey for each workshop you attend.



If you want PQAS/PD Registry and/or Act 48 credits, and you did not request them when you registered, please send your request to [info@earlychildhoodsummit.org](mailto:info@earlychildhoodsummit.org) along with your Registry ID (for PQAS) or PPID (for Act 48). There is no fee for PQAS credits; there is a \$25 processing fee for Act 48


## How do I get PD Registry (PQAS) and/or Act 48 credits?

On Sunday, October 18<sup>th</sup> you will receive an email from [info@earlychildhoodsummit.org](mailto:info@earlychildhoodsummit.org) containing your personal link to evaluation surveys. Click the link and then select the workshops you attended from the dropdown menu under each session. More instructions will come with the link.

### STEP 1 – Select your workshop



### STEP 2 – click "Start Survey"



### STEP 3 – Complete Survey



Follow same process for each workshop you attended

## ... get help if I need it?

If you need assistance at any time, contact us at

[Info@earlychildhoodsummit.org](mailto:Info@earlychildhoodsummit.org)

This account will be actively monitored throughout Summit and we will get back to you as quickly as possible



## ... access recordings after the Summit ...



Attendees will receive an email from [info@earlychildhoodsummit.org](mailto:info@earlychildhoodsummit.org) giving directions on how to access the recordings

Recordings of all Summit workshops will be available to Attendees from October 29, 2020 through December 31, 2020

# Have a Wonderful Summit Experience!



EARLY LEARNING 2020  
Leading & Learning in the New Decade

October 18-21, 2020 | Online Virtual Summit

EARLY CHILDHOOD EDUCATION  
**SUMMIT**

Co-sponsored by the  
Pennsylvania Child Care Association  
Pennsylvania Head Start Association

The banner features a photograph of a young child wearing a black cape and goggles, looking upwards with one hand raised. The background is a soft, light sky. The text is overlaid on a dark grey and yellow background.